

GODLY CHARACTER SERIES

CAPTAIN'S LOG

Volume 2 Issues 1, 2, and 3

Executive Editors: Ron and Shelly Hamilton

Producer/Managing Editor: Christiane Emory

Art Director and Graphic Design: Dwight Reid

Music Producers: Ron and Shelly Hamilton, Megan Morgan

Patch the Pirate Club Navigator: Cheryl Reid

Contributing Editor: Shery Borenstein

Rehearsal Plans, Music Lessons, Coloring Concepts: Christiane Emory

Bible Activities, Bible Impact Lessons, Games, Scripts: Shery Borenstein

Willow Valley Stories, Devotions, Scripts: Jean Pennington

Cover Art, Illustration: Dana Thompson

Phone orders: 864-242-6722 or 1-800-334-1071 • Fax 864-370-3877 or 1-800-249-2117

Written inquiries: Majesty Music, Inc., 733 Wade Hampton Boulevard, Greenville, SC 29609

Email: service@majestymusic.com • Website: www.majestymusic.com

MAJESTY MUSIC®

Copyright © 2016 MAJESTY MUSIC, INC. All rights reserved. Printed in U.S.A.
No part of this work may be reproduced or transmitted in any form or by any means, electronic or mechanical, including photocopying and recording, or by any information storage or retrieval system, except as may be expressly permitted in writing by the publisher.



MEET THE WRITING STAFF

Ron “Patch” Hamilton—Ron is a prolific song writer and soloist, best known for the *Patch the Pirate Adventure Series*. The character-building, biblically-based story and song recordings have sold over a million copies. These recordings are aired on over 500 outlets in the U.S. and worldwide. The Patch the Pirate children’s choir club sails annually with multiplied thousands of children across the globe. In 1981, Ron lost an eye to cancer, and the doctor gave him his first eye patch. He suddenly became a pirate when the children in his church affectionately nicknamed him Patch the Pirate. Ron testifies that God transformed his loss into a great blessing and no matter the trial—God is always good. He has traveled singing and preaching to churches since that time and has provided spiritual enrichment to musicians and families.

Shelly Garlock Hamilton—Shelly is a vital part of the ministry of her husband—Ron Hamilton. She is administrative producer of the Patch adventures, the basis for the Patch the Pirate Club curriculum. Shelly is a multi-talented musician excelling as pianist, composer/arranger, and recording producer—having published and recorded hundreds of musical works for all ages. She has served as music editor for two hymnals—*Majesty Hymns* and *Rejoice Hymns* and is co-author of the *Hymnproviser*, a congregational hymnplaying series. For over two decades, Shelly has served alongside her husband as church pianist and music coordinator. Her role as a loving mother and grandmother and her heart to train sailors around the world for God—contribute to this unique Patch the Pirate Club ministry of discipling families through Bible and music.

Adam and Megan Morgan—Megan has been working as writer, arranger, producer at Majesty Music since August 2014. She and her husband Adam assist Patch in writing the recorded adventure stories and songs. Adam and Megan are very excited to be a part of the Patch Club ministry in this way.

Christiane Emory—Christiane’s experience as a Patch Club captain, K–12 school choral director, and local church accompanist give her a unique perspective in coordinating Patch the Pirate Clubs. Also a supporting author, Christiane brings her music experiences together in writing for the program. As mother of two music ministry professionals and Nonna to two little budding musicians, Christiane realizes the need to train young sailors musically for future service.

Cheryl Reid—As a nineteen-year veteran elementary school teacher and writer/editor for children’s Sunday school curriculums and other literature, Cheryl also capably serves as song lyricist and assistant for the Patch the Pirate adventures. She beautifully authors the monthly Patch the Pirate Club *Navigator* for children and families. Also a mother of two music ministry professionals, Cheryl is devoted to training children to live for God.

Shery Borenstein—A former elementary school teacher and home-schooling mom, Shery is an effective contributing author. She has helped produce the PeeWee Choir Club curriculum that is available through Majesty Music. Shery writes Bible lessons, stories, and Bible Activity pages in a way that invites sailors to personalize and apply scriptural truths.

Jean Pennington—This energetic mother and grandmother originates the Willow Valley Kids story series, daily devotionals, and scripts. Jean has placed particular emphasis on her study of short stories, children’s plays, and literature for children. Her involvement with the Patch the Pirate Club and other church ministry outreaches have equipped her for this specialized ministry of writing for children.

TABLE OF CONTENTS

ISSUE ONE

INTRODUCTION

What is Patch the Pirate Club?	6
Uniform and Awards	7–8
Choosing Your Staff.....	9
Club Verse and Sailor’s Salute	9
Club Song	10
Patch Theme Song of the Year, “A Respectable Pirate”	13
Children’s Hymn of the Year, “How Firm a Foundation”	21

MONTHLY LESSONS

Month One, SALVATION

Unit Page.....	28
Music for “Noah Found Grace”	30
Music for “Ocean Commotion”	37
Week One	44
Week Two	47
Week Three	50
Week Four.....	52
Pre-performance Rehearsal.....	54

Month Two, COURAGE

Unit Page.....	55
Music for “Backbone”	57
Week One	64
Week Two	67
Week Three	70
Week Four.....	72
Pre-Performance Rehearsal.....	74

Month Three, CHERISHED

Unit Page.....	75
Music for “Treasured”	77
Week One	83
Week Two	86
Week Three	89
Week Four.....	92
Pre-performance Rehearsal.....	95
Christmas song and script “Gentle Mary”	218–221

TABLE OF CONTENTS
ISSUE TWO

MONTHLY LESSONS

Month One, FRIENDLY

Unit Page.....97
Music for “A Godly Friend”99
Week One103
Week Two106
Week Three108
Week Four.....110
Pre-performance Rehearsal.....112

Month Two, FORGIVING

Unit Page.....113
Music for “Help Me Forgive”115
Week One120
Week Two122
Week Three125
Week Four.....127
Pre-Performance Rehearsal.....129

Month Three, AMBASSADOR

Unit Page.....130
Music for “Sound an SOS!”132
Week One140
Week Two143
Week Three146
Week Four.....149
Pre-performance Rehearsal.....151

TABLE OF CONTENTS

ISSUE THREE

MONTHLY LESSONS

Month One, GODLY

Unit Page..... 153

Music for “The Master of Your Mind” 155

Week One 160

Week Two 163

Week Three 166

Week Four..... 168

Pre-performance Rehearsal..... 170

Month Two, LOVING

Unit Page..... 171

Music for “The One Who First Loved Me” 173

Week One 181

Week Two 184

Week Three 187

Week Four..... 190

Pre-Performance Rehearsal..... 193

Month Three, STRENGTH

Unit Page..... 194

Music for “The Wise Man Built His House” 197

Week One 204

Week Two 207

Week Three 210

Week Four..... 213

Pre-performance Rehearsal..... 216

APPENDIX

Christmas song and script “Gentle Mary”218-221

Attendance Record–Issue One222-223

Attendance Record–Issue Two.....224-225

Attendance Record–Issue Three.....226-227

Order Form.....228

Music Lesson and Bible Activity Answer Keys may be found at
www.majestymusic.com/patch-club-materials

WHAT IS PATCH THE PIRATE CLUB?

Patch the Pirate Club is a dynamic children's choir program anchored on the Word of God and nine godly character qualities each year. The program has been used successfully in churches, schools, and home schools since 1984. Patch the Pirate Club provides opportunities for elementary-aged children to grow spiritually while developing musically. It's a great club for character-building fun!

The Materials include meeting plans, Bible impact lessons, music, and devotions true to God's Word. All Scripture passages come from the *King James Version* of the Bible. Our writers, editors, and artists are committed to providing excellent materials that will meet the needs of your church or school ministry.

The Captain's Log includes nine months of complete club meeting agenda including Bible Impact lessons, Bible activities, music for the children's choir songs, rehearsal plans, speaking parts for performances, music lessons, suggested games/activities, incentives. (Answer keys for the Music Lessons and Bible Activity pages can be found online at www.majestymusic.com/patch-club-materials). Because the songs in the *Captain's Log* include the piano accompaniment, you should order books for both the pianist and choir director.

The Sailor's Log includes three months of "My Quiet Time" devotions, Scripture memory, song melodies with lyrics, speaking parts for performances, music lessons, Bible Activity pages, and coloring pages from various Patch the Pirate adventures. Each sailor should have a copy of this book and should have his name printed on

the outside cover for easy identification.

Sailor Hats, Buttons, Awards, and Certificates are optional items that may be ordered at any time. Special awards for sailors are available in any quantity. Award pins, badges, and certificates are an important way to reward and encourage sailor participation. Pin-on sailor name badge buttons may be used in club for name recognition.

The Patch Stereo Accompaniment Trax CD with Demo Vocals includes all the song stereo trax and demo vocals used for an entire club year (excluding Scripture memory songs). Use this recording for accompaniment and/or rehearsal.

The Patch Club Songs—Learn at Home CD is included in the inside back cover of each *Sailor's Log*, Issue One. This CD includes all of the songs for the year (excluding Scripture memory songs). The children use this CD to sing along and rehearse at home or in the car.

The Willow Valley Kids Book: *The Hildebrandt Heist* is an exciting weekly serial story with 36 chapters, one chapter per club meeting.

The Willow Valley Kids Illustration CD-ROM includes 36 full-color illustrations to go along with the story for the year, one per week.

The Club Leader Bag is sturdy and handsome, designed to carry club materials.

The Patch Club Sailor Navigator (free) is a full-color monthly newsletter available for you to download and print for your sailors. Go to www.majestymusic.com/patch-clubs.

UNIFORM AND AWARDS

The Uniform

The sailor's basic uniform consists of a white shirt or blouse, navy pants or skirt, and a PPC sailor hat (available from Majesty Music). Patch the Pirate shirts are available for captains and sailors. These are attractive short-sleeve polo shirts that come in a variety of sizes. If you desire, have your sailors wear a wide red sash around the waist, tied in a sailor's knot on the right side. These sashes may be purchased from Majesty Music, or you may make your own using the pattern and *Instructions for Sewing Sailor Sashes* which can be downloaded at www.majestymusic.com/Free_Resources/patch_club.

The Awards

In PPC a sailor may earn the following awards: monthly award pins, a yearly *Faithful Servant Award*, and a *Super Sailor of the Year Award*—all of which are available from Majesty Music.

Award Pins and Certificates

Each time a sailor successfully completes one month in PPC, he receives an award pin and a certificate. The award pins are to be attached to the sailor's hat in neat rows on either side of the logo badge.

Yearly Faithful Servant Award

The *Faithful Servant Award* is given to each sailor who completes an entire year in PPC (three quarterly books). The sailor must have earned all nine monthly award pins during the year to be eligible to receive this medal.

Super Sailor of the Year Award

This large medallion on a neck ribbon is awarded to one girl and one boy at the end of the year. These two sailors are chosen from all the others for their consistent testimony, diligence, and giving spirit.

Awards Concert

The highlight of the year is the Awards Concert developed into the final month of curriculum. Schedule this special service well in advance and make the time memorable. Use this time to show the parents and church members what the sailors have been doing all year. Reward the sailors, and recognize workers who were

UNIFORM

SAILOR HAT WITH
LOGO BADGE

WHITE SHIRT (COLLARED)

SAILOR SASH

BLACK/NAVY PANTS (BOYS)

BLACK/NAVY SKIRT (GIRLS)



especially faithful. Provide special recognition for the two sailors receiving the *Super Sailor of the Year Award*. Perfect attendance can also be recognized and rewarded if you desire. The script is in issue three, month three.

Distributing Awards and Certificates

Award pins and certificates should be presented in the club meeting to those sailors who earn them. To facilitate this procedure, write the deserving child's name on an index card and attach the pin.

The *Faithful Servant Award* and a certificate should be presented to sailors at the Awards Concert. The sailors have worked hard for this award. It is good to give the recognition due for earning it.

The *Super Sailor of the Year Award* is the highest club honor. When awarded to the recipients, these medals are draped around the child's neck (Olympic style), and each child is presented with a certificate.

AWARDS

Award Requirements

In order for a sailor to be eligible to earn the monthly award pin, he must attend every club meeting (including the pre-performance rehearsal and the performance), and he must complete every day of his devotional guide for the entire month. If a child misses one club meeting, he may make it up by reciting the make-up memory verse to a club worker. If more than one meeting is missed and the child

wishes to make up for the lost attendance, the captain may select other verses for the child to memorize and recite if the reason for absence is legitimate.

Keeping Records

Keep a record of each sailor’s attendance and daily devotions. See the Attendance Record pages in the Appendix of the *Captain’s Log*.

AWARDS SUMMARY

How often:	Requirements:	Award:
Monthly.....	Completed devotions and faithful attendance	1 Award Pin
Yearly	Earned 9 monthly award pins	1 Faithful Servant Award
Yearly	Consistent testimony and club spirit (1 boy, 1 girl)	2 Super Sailor Awards

NOTE: ALL AWARDS ARE CUMULATIVE.

Patch the Pirate Treasure Awards

Get on deck with Patch the Pirate, and use the Silver Bit Coins and Gold Doubloon Coins for motivational awards throughout the club year. There are also gold and silver Patch Bucks at www.majestymusic.com, where you can click on *Free Resources*, then *Patch Club* to print these with no fee. You may combine paper bucks with the Silver Bits and Gold Doubloon Coins or use the paper bucks or plastic coinage alone. Gold coins or bucks are worth two times as much as silver coins or bucks.

Store up the award pieces for each sailor, and let them watch the treasure accumulate. You may wish to build your own club bulletin board with a name badge for each sailor and a small pirate pouch to display treasure pieces.

Fill your own GIANT TREASURE CHEST with a trove of bounty the sailors can purchase with their savings. Remind the children that the more they save—the more they are able to buy. Set your own prices for the treasure, and allow sailors to make purchases as often as you would like—weekly, monthly, or quarterly. Be creative! You may have Bibles, Patch the Pirate CDs, Patch Back Sacks, Patch pencils, candy of all sizes, toys, games, gift certificates, and even special outings. The sky is the limit as to what you can make available in your Treasure Chest.



TO EARN SILVER BIT COIN or SILVER PATCH BUCK

- weekly devotions completed
- recite memory verse
- recite make-up memory verse
- listen to Patch Club Songs CD two times weekly
- sailor ministry assignment (Captain’s choice)
- other ideas suitable to your own club

TO EARN GOLD DOUBLOON COIN or GOLD PATCH BUCK

- super sailor of the week
- performance speaking part
- performance special music part
- recite quarterly sailor Scripture passage
- bring a visitor to club (if visitors are permitted)
- other ideas suitable to your own club

CHOOSING YOUR STAFF

In order to run an organized and well-disciplined club, you ideally need one worker for every 10-12 sailors. A basic list of the necessary club workers is listed below.

1. **Club Captain.** This individual directs the club, teaches and rehearses with the children, and delegates responsibilities to the other workers. The captain does not need to be an advanced musician. Even those with basic training in music will find the club fairly simple to lead.
2. **Club Accompanist.** This person accompanies the choir during all rehearsals and performances. If an accompanist is not available, an accompaniment track that contains all of the songs for each volume (3 issues) may be purchased from Majesty Music in CD format.
3. **Club Co-captains.** These workers help the captain by taking attendance, checking devotional guides, listening to memory verses, distributing awards, aiding in discipline, and helping wherever is needed during the club meetings and performances. Assign specific responsibilities to each co-captain to aid efficiency and maintain organization. Co-captains may be used to team teach the lessons if desired.

Your Club Schedule

Plan the club meetings and performances for each quarter (or the entire year, if possible) before it begins. Give a copy of the schedule to those it will affect (pastor, principal, music director, song leader, sound technician, church secretary, parents, workers).

ORDERING MATERIALS

Order your materials by calling our toll-free number (1-800-334-1071), faxing us (1-800-249-2117), online at www.majestymusic.com, or mailing your order to 733 Wade Hampton Boulevard, Greenville, SC 29609.

CLUB VERSE AND SAILOR'S SALUTE

The Patch the Pirate Club Verse Colossians 3:16

"Let the word of Christ dwell in you richly in all wisdom; teaching and admonishing one another in psalms and hymns and spiritual songs, singing with grace in your hearts to the Lord."

The Sailor Salute

I pledge allegiance to the Lord Jesus Christ, Whose name I love and Whose praise I sing. As a faithful sailor in Patch the Pirate Club, I will do my best to serve my Savior and obey His Word.

Club Song

Joyfully ♩ = 92

Words & Music by Ron Hamilton
Arr. by Shelly Hamilton

The piano introduction is written for a grand piano in 2/4 time. It begins with a treble clef and a bass clef. The right hand starts with a series of eighth notes, while the left hand plays a steady eighth-note accompaniment. The tempo is marked as 92 beats per minute. The dynamics are marked as *mf* (mezzo-forte) and *l.h.* (left hand).

The first system of the song features a vocal melody in the treble clef and piano accompaniment in the grand staff. The melody begins with a quarter rest, followed by a series of eighth and quarter notes. The piano accompaniment consists of a steady eighth-note bass line and a treble line with chords and single notes. The dynamics are marked as *mf* (mezzo-forte).

1. Oh, climb on board our jol - ly ship; trav - el on life's
2. Come sail with us; we're heav - en - bound. Ev - 'ry-one can

The second system continues the vocal melody and piano accompaniment. The melody includes a quarter rest and a series of eighth and quarter notes. The piano accompaniment maintains the same rhythmic pattern. The dynamics are marked as *mf* (mezzo-forte).

8
sea. Our Cap - tain is the Son of God; He will faith - ful
go. The fare was paid with Je - sus' blood man - y years a -

12

be. Oh, come and join our hap - py crew. We still have lots of
go. We love to sing our Sav - ior's praise. We'll bless His name through

16

room for you. Climb on board our jol - ly ship; trav - el on life's
all our days. Sail with us; we're heav-en - bound. Ev - 'ry-one can

20 *f* Chorus

sea. We— sail with Patch the Pi - rate a - cross the o - cean
go.

24

blue. We— want to please our Sav - ior in all we say and

28

do. We serve the King of Heav - en and proud - ly bear His

32

Sword. We sail with Patch the Pi - rate to the

35

1st Ending

2nd Ending

div.

glo - ry of the Lord. glo - ry of the

39

Lord.

PATCH THEME SONG OF THE YEAR

A Respectable Pirate

Words & music by Adam Morgan
Arr. by Brian Būda

Adventurously ♩. = 108

Piano

f

5

9

sfp

13

mf

While oth - er pi - rates loot and shoot, we'd

mf

The musical score is written for piano in 6/8 time with a key signature of two sharps (F# and C#). It consists of four systems of staves. The first system (measures 1-4) features a treble staff with eighth-note patterns and a bass staff with a long, low note. The second system (measures 5-8) continues the melody and accompaniment. The third system (measures 9-12) includes a forte piano (sfp) dynamic marking. The fourth system (measures 13-16) includes a mezzo-forte (mf) dynamic marking and lyrics. The score uses various musical notations including notes, rests, beams, and dynamic markings.

17

nev - er steal or rob. We sail up - on the sev - en seas to

21

share the Word of God! *Arrgh!*

25

To join a crew you have to work and do what you are

mf

29

told. Our great - est hope is to be - come a Chris - tian strong and

33 *f*

bold! We al - ways have ad - ven - ture while



37


sail - ing on the sea. So join our crew! We wel - come you! That's

mf




41

if you want to be _____



45

a re - spect - a - ble pi - rate!



49

53

mf

A sail - or trusts her in - stru - ments to

57

nav - i - gate her ways; so I will trust the Bi - ble's words to

61

guide me all my days! I al - ways keep a watch - ful eye as

65

far as I can see. A - top the mast, I look, "A - vast!" for

This system contains measures 65 through 68. The vocal line is in treble clef with a key signature of two sharps (F# and C#). The lyrics are: "far as I can see. A - top the mast, I look, 'A - vast!' for". The piano accompaniment consists of a right hand in treble clef and a left hand in bass clef. The right hand plays a melody with eighth and quarter notes, while the left hand provides harmonic support with chords and single notes.

69

dan - gers out at sea! We al - ways have ad - ven - ture while

This system contains measures 69 through 72. The vocal line continues with the lyrics: "dan - gers out at sea! We al - ways have ad - ven - ture while". A forte (*f*) dynamic marking is placed above the vocal staff at the beginning of measure 69 and above the piano staff in measure 71. The piano accompaniment features a more active right hand with eighth notes and chords, and a left hand with a steady bass line.

73

sail - ing on the sea. So join our crew! We wel - come you! That's

This system contains measures 73 through 76. The vocal line continues with the lyrics: "sail - ing on the sea. So join our crew! We wel - come you! That's". A mezzo-forte (*mf*) dynamic marking is placed above the piano staff in measure 74. The piano accompaniment has a right hand with sustained chords and a left hand with a rhythmic pattern of eighth notes.

77

if you want to be _____

This system contains measures 77 through 80. The vocal line begins with the lyrics: "if you want to be _____". The piano accompaniment features a right hand with chords and a left hand with a steady bass line. The system ends with a double bar line in measure 80.

81

a re - spect - a - ble pi - rate!

f

85

Seriously & slowly ♩. = 76

rit.

mp

2

2

89

mf

There may be dan - gers up a - head

mf

2

2

2

93

and tri - als yet un - told,

2

2

2

2

97

*accel.****mf****Adventurously* ♩. = 108

but sail - ors must have

101

f

cour - age that their hope is in the Lord! We al - ways have ad -

105

*Arrgh!**Ahoy!*

ven - ture while sail - ing on the sea. So join our crew! We

109

wel - come you! That's if you want to be _____

113

a re - spect - a - ble pi - rate!

f

117

mp

121

Ahoy!

p *sfz*

8va *8va'*

CHILDREN'S HYMN OF THE YEAR

How Firm a Foundation with *You Are My Refuge*

Rippon's *Section of Hymns*, 1787
& Megan Hamilton

Traditional American melody
& Megan Hamilton
Arr. by Shelly Hamilton

With conviction ♩ = 63

Piano *f marcato*

4 *f marcato*

How ——— firm a foun - da - tion, ye

7

saints of the Lord, is ——— laid for your

10
faith in His ex - cel - lent Word! What

13
more can He say than to you He hath

16
said, to — you who for ref - uge to

19
Je - sus have fled?

The musical score is written for a vocal part and a piano accompaniment. The key signature has one sharp (F#), and the time signature is 4/4. The score is divided into four systems, each corresponding to a line of lyrics. The first system (measures 10-12) contains the lyrics 'faith in His ex - cel - lent Word! What'. The second system (measures 13-15) contains 'more can He say than to you He hath'. The third system (measures 16-18) contains 'said, to — you who for ref - uge to'. The fourth system (measures 19-21) contains 'Je - sus have fled?'. The piano accompaniment features a variety of chords and melodic lines, including several triplet figures. A forte (f) dynamic marking is placed at the beginning of measure 18.

22

Optional C instrument

mf legato

mf legato

You are my Ref - uge;

26

I hide in You. You are the hope I'm

30

run - ning to. Your Words are faith - ful;

34

Your prom - ise, true. I hide in You. _____

39

Optional descant *mf marcato*

"Fear _____ not, I am with thee; O _____

43

f

be not dis - mayed, Fear _____ not, I am

46

with thee; O be not dis - mayed, for

49

I am thy God, I will still give thee

52

aid. *f* I'll strength - en thee, help thee, and

55

cause thee to stand up - held by My

cause thee to stand up - held by My

58

right - eous, om - nip - o - tent hand."

right - eous, om - nip - o - tent hand."

f

61

f

How - firm a foun -

f

64 *f*

How — firm a foun - da - tion,

da - tion, *f* How —

67 *ff*

ye saints *ff* of the

firm a foun - da - tion, ye saints of the

70

Lord! —

Lord! —

ff *mf rit.* *p*

8va - - - - -



SALVATION

Song of the Month: “Noah Found Grace” and “Ocean Commotion”

Patch Theme Song of the Year: “A Respectable Pirate”


Children’s Hymn of the Year: “How Firm a Foundation”

Memory Verse: Genesis 6:8—“But Noah found grace in the eyes of the Lord.”

Make-up Memory Verse: Hebrews 11:7—“By faith Noah, being warned of God of things not seen as yet, moved with fear, prepared an ark to the saving of his house; by the which he condemned the world, and became heir of the righteousness which is by faith.”

Sailor Scripture Memory: Each week, read and review the passage below in order to quote the entire passage in any performance during the year. Quote along with Patch the Pirate on the *Learn at Home* CD.

Psalm 27:1–14—“The Lord is my light and my salvation; whom shall I fear? the Lord is the strength of my life; of whom shall I be afraid? When the wicked, even mine enemies and my foes, came upon me to eat up my flesh, they stumbled and fell. Though an host should encamp against me, my heart shall not fear: though war should rise against me, in this will I be confident. One thing have I desired of the Lord, that will I seek after; that I may dwell in the house of the Lord all the days of my life, to behold the beauty of the Lord, and to enquire in his temple. For in the time of trouble he shall hide me in his pavilion: in the secret of his tabernacle shall he hide me; he shall set me up upon a rock. And now shall mine head be lifted up above mine enemies round about me: therefore will I offer in his tabernacle sacrifices of joy; I will sing, yea, I will sing praises unto the Lord. Hear, O Lord, when I cry with my voice: have mercy also upon me, and answer me. When thou saidst, Seek ye my face; my heart said unto thee, Thy face, Lord, will I seek. Hide not thy face far from me; put not thy servant away in anger: thou hast been my help; leave me not, neither forsake me, O God of my salvation. When my father and my mother forsake me, then the Lord will take me up. Teach me thy way, O Lord, and lead me in a plain path, because of mine enemies. Deliver me not over unto the will of mine enemies: for false witnesses are risen up against me, and such as breathe out cruelty. I had fainted, unless I had believed to see the goodness of the Lord in the land of the living. Wait on the Lord: be of good courage, and he shall strengthen thine heart: wait, I say, on the Lord.”



Speaking Parts for the Performance

Choir: *(Sings.)* “Ocean Commotion”

Sailor 1 plays the part of Noah. He may be dressed in a robe or simply wear a sign with the name “Noah” on his shirt. As the performance begins, Sailor 1 sits in a lone chair in the center of the performance area.

Sailor 1: *(Sitting with head bowed. Raises head and looks upward as he speaks.)* Yes, Lord, I will obey what You are asking. *(Pausing as if listening.)* I know the people have grown very wicked. Thank you, Lord, for sparing my family.

Sailor 2: *(Looking toward Noah.)* Noah did exactly what God commanded him. He built the ark, gathered the food, led in the animals, and brought his family into the ark just like God commanded.

Sailor 3: *(Questioning.)* Don’t you think Noah’s friends and neighbors made fun of him during those long years of building that humongous boat?

Sailor 2: The Bible doesn’t say for sure if the people laughed and mocked Noah, but we can suppose that just like Christians are mocked for thier faith today, Noah was mocked for his.

Sailor 4: But we do know for sure that the Bible clearly says that Noah walked with God and found grace in His sight.

Sailor 3: It was because of Noah’s faithfulness that he and his family were spared in the worldwide flood!

Sailor 4: *(Speaking with enthusiasm.)* Yes, Noah and his family all rested in God’s amazing grace when God shut them in the ark!

Choir: *(Recites.)* Genesis 6:8—“But Noah found grace in the eyes on the Lord.”

Choir: *(Sings.)* “Noah Found Grace”



Noah Found Grace

Words & music by Ron Hamilton

Arr. by Shelly Hamilton

Thoughtfully ♩ = 84

mp *legato*

Piano

mp *legato*

Oh, No - ah found grace in the

eyes of the Lord. Oh, No - ah found grace in the eyes of the Lord. With his

fam - i - ly safe — and all the an - i - mals on board — yes,

10

Lively ♩ = 112

No - ah found grace in the eyes of the Lord.

mf There



14

was a time when God looked down and saw man's sin was great. God said, "I'll send a might-y flood and



17

wash you all a - way!" But then the Lord saw No - ah who dai - ly sought God's face, who



20

al - ways wor-shipped God a - bove and found "A - maz - ing Grace!"

sub. p



23 *f*

Oh, No - ah found grace in the eyes of the Lord. Oh,

26

No - ah found grace in the eyes of the Lord. With his fam - i - ly safe and all the

29

an - i - mals on board— yes, No - ah found grace in the eyes of the Lord.

32 *mf*

The Lord com - mand - ed No - ah, "Go

35

build a gi - ant boat, and here's ex - act - ly what to do to keep your boat a - float. Go

38

build it out of go - pher wood with three floors up and down; and

40

when I tell you 'Get on board,' o - bey or you will drown.

sub. *p*

43

f

Oh, No - ah found grace in the eyes of the Lord. Oh,

f

46

No - ah found grace in the eyes of the Lord. With his fam - i - ly safe — and all the

49

an - i - mals on board—yes, No - ah found grace in the eyes of the Lord.

52

rit. *mf* *legato*

And

54

Slower ♩ = 69

so to-day our God still sees the wick-ed-ness of man, but in His love our gra-cious God pro -

mf *legato*

57

vides sal - va - tion's plan. He sent His Son to Cal - v'ry to die up - on the cross— and

60

in our place the Lamb of God has paid sal - va - tion's cost.

rit. *accel.*

marcato *rit.* *accel.*

63

f marcato *Lively* ♩ = 112

Oh, you can find grace in the

65

eyes of the Lord.— Oh, you can find grace in the

The musical score is written for a hymn. It consists of a vocal line (treble clef) and a piano accompaniment (treble and bass clefs). The key signature has one sharp (F#). The tempo and dynamics markings include 'rit.' (ritardando), 'accel.' (accelerando), 'marcato' (marked), and 'f' (forte). The score is divided into measures 57 through 65. The lyrics are: 'vides sal - va - tion's plan. He sent His Son to Cal - v'ry to die up - on the cross— and in our place the Lamb of God has paid sal - va - tion's cost. Oh, you can find grace in the eyes of the Lord.— Oh, you can find grace in the'. The tempo marking 'Lively' with a quarter note equal to 112 is indicated at measure 63. The dynamics 'f marcato' are also indicated at measure 63.

67
eyes of the Lord. — If you fol - low God's voice — and you o -

69
bey His Ho - ly Word — yes, you can find grace in the

71
eyes of the Lord. —

73 *mf*
You can find grace in the eyes of the Lord. —

8^{va}

mp

mf

Ocean Commotion

Megan Hamilton
Chorus adapted from *Ocean Commotion*
by Mark Millard & Steve King

Megan Hamilton
Arr. by Brian Būda

Excitedly, in two ♩ = 140

Piano

p

mp simile

- pedal

4

7

10

mp

A flood was com - ing to the earth to

mp

The musical score is written for piano in 4/4 time, featuring a key signature of two flats (B-flat and E-flat). It begins with a piano introduction marked 'p' and 'mp simile', with a tempo of 140 beats per minute. The score is divided into systems, with measures 4, 7, and 10 marked at the beginning of their respective systems. The melody is primarily in the right hand, while the left hand provides a steady bass line. Dynamics include piano (p), mezzo-piano (mp), and a crescendo leading to a forte (f) section. The piece concludes with a final chord in the right hand and a sustained bass line in the left hand.

13

cov - er ev - 'ry land. Man's wick - ed heart was

16

ev - il there was sin on ev - 'ry hand. But

19

God told No - ah what to do; he lis - tened and ob -

22

eyed. He built a migh - ty boat of wood,

25 *mf*

— and through it he was saved.

mf + pedal

28 *f*

There was an o - cean — com - mo - tion — a

f

31

storm so — sur - pris - ing, an o - cean — com -

34

mo - tion — the wa - ter — was ris - ing! But the

37

Lord our God is strong and true. When you trust and fol - low

40

mf

Him, He will see — you through.

mf

- pedal

43

But

f

46


still to - day the wick - ed - ness of man is clear to

sub. mp

+ pedal


Detailed description of the musical score: The score is for a hymn, spanning measures 37 to 46. It is written in G major (one sharp) and 4/4 time. The vocal line is in the upper staff, and the piano accompaniment is in the lower staves. The piano part consists of a right hand with chords and arpeggiated figures, and a left hand with a steady eighth-note accompaniment and a pedal point. Dynamics include *mf* (mezzo-forte) at measures 40 and 43, *f* (forte) at measure 44, and *sub. mp* (subito mezzo-piano) at measure 46. Pedal markings are present at measures 40, 43, and 46. The lyrics are: 'Lord our God is strong and true. When you trust and fol - low Him, He will see — you through. But still to - day the wick - ed - ness of man is clear to'.

49




see, for man - y have re - ject - ed God and

52



lived so self - ish - ly. But God gave us His

55



on - ly Son to pay for all our sin. He

58



saves us and re - makes us when _____ we


61 *mf* *f*

put our faith in Him. There was an




64

o - cean — com - mo - tion — a storm so — sur -



67

pris - ing, an o - cean — com - mo - tion — the



70

wa - ter — was ris - ing! But the Lord our God is



73

strong and true. When you trust and fol - low Him,

76 *mf*

He will see__ you through.

mf

pedal

79 *mf*

He will see__ you through.

mf

f

+ pedal

82 *f*

He will see you through.

f

ff

SALVATION

MONTH ONE, WEEK ONE

Songs of the month: “Noah Found Grace” and “Ocean Commotion”

Memory Verse: Genesis 6:8—“But Noah found grace in the eyes of the Lord.”

Make-up Memory Verse: Hebrews 11:7—“By faith Noah, being warned of God of things not seen as yet, moved with fear, prepared an ark to the saving of his house; by the which he condemned the world, and became heir of the righteousness which is by faith.”

Scripture Memory: Psalm 27:1-14

Supplies: Bible, *Captain's Log*, *Sailor's Log*, *Patch Trax* CD, *Ocean Commotion* CD, *Willow Valley Kids* book—*The Hildebrandt Heist*, supplies for games and activities, CD player, pencils, super sailor surprises, and awards.



OPENING EXERCISES

1. As each sailor enters the room, the captain or a co-captain checks their devotions and records the attendance of that child. Children may work on the coloring page in their *Sailor's Log* until the club meeting begins. Play *Ocean Commotion* or the corresponding Patch adventure on the *Sailor's Log* coloring page. This will help maintain order before the official club opening.
2. Captain: **Ahoy, sailors!** (with salute)
Sailors: **Ahoy, Captain!** (with salute)
3. Sailor's Salute: **“I pledge allegiance to the Lord Jesus Christ, Whose name I love and Whose praise I sing. As a faithful sailor in Patch the Pirate Club, I will do my best to serve my Savior and obey His Word.”**
4. Club Verse and Club Song: **“Let the word of Christ dwell in you richly in all wisdom; teaching and admonishing one another in psalms and hymns and spiritual songs, singing with grace in your hearts to the Lord.” Colossians 3:16**
5. Announcements, prayer, Scripture memory, hymn of the year, and Patch theme song of the year.
6. Use this time for reminders regarding club rules. Include your own unique rules as well.
 - Captain and co-captains should be properly addressed with respectful manners.
 - Gum chewing is not allowed.

- Handle personal needs before or after club.
- Books are not to be opened until instructions to do so are given.
- Encourage children to obey right away.



REHEARSAL

1. Listen to the songs of the month with the *Patch Trax* CD. Instruct the children to follow along with the music in the *Sailor's Log*. Encourage the sailors to regularly listen to the *Patch Club Songs*, *Learn at Home* CD.
2. With the children looking at the sailor music, explain the time signature and introduction of the song. Explain the number of counts per measure and what kind of note gets one count. Play the recording, and demonstrate precisely when the children begin singing. Rehearse the opening with the children singing the words.
3. For rehearsal purposes, explain that measure numbers are located at the beginning of each music staff or system. Make sure the children understand how to find the numbers and how to locate measures that do not have a number.
4. Select children for performance speaking parts. Optional: speaking parts may be presented with puppets. Rehearse the speaking parts in a separate rehearsal or along with the song rehearsal in the club meeting. Include the memory verse in the club rehearsal each week.

5. Send notes home to inform parents of speaking and singing parts. Continue to update/manage your document of contact information. Include a record of children with special parts.
6. Choose a director for the Christmas script performance. This may be the Club Captain or another person to conduct drama rehearsals separately. As soon as possible, begin singing the Christmas song weekly to be prepared for the December date you schedule. Continue the monthly performances.



MUSIC LESSON

Follow the sailor directions, and complete the weekly music page. Answer keys may be found online at www.majestymusic.com/patch-club-materials.



GAMES AND ACTIVITIES

Spoon-tune

Materials: Two wooden spoons or object to make noise

Directions: The captain can start out by “playing” a simple tune with the spoons. You may want to use only a chorus of a song. Start out by tapping on the spoons something very familiar such as “Jesus Loves Me.” Allow the sailors to guess what song they think you’re “playing.” Whoever guesses correctly is the next one to be the “Spoon-tune player.” If necessary, hints can be given regarding the song until the title is guessed. You can also suggest only Christian songs, only Patch songs, or whatever theme you desire.



STORY

The Willow Valley Kids
The Hildebrandt Heist—Part 1, Chapter 1



BIBLE ACTIVITY

Follow the instructions on the Bible Activity page. Work through it together or separately. Answer keys may be found online at www.majestymusic.com/patch-club-materials.



SWORD DRILL

1. Instruct the sailors to turn to week one in their books. Read the introduction, or have one of the children read it.

2. Explain that the Bible is the Christian’s Sword. Have the children close their Bibles and hold them by the binder. Demonstrate how to do this. The captain shouts **“Sheathe Swords!”** The sailors place their Bibles under right arms. The captain shouts **“Draw Swords!”** The sailors hold their Bibles in the air with straight arms. The captain calls out a book, chapter, and verse of the Bible (selected from the sailor devotions for this week). The sailors repeat the reference after the captain. The captain shouts, **“Charge!”** The sailors look up the verse as quickly as possible. The first one to find the reference should stand and begin to read, or the captain may have the sailor simply stand, and he/she will read the verse. If the captain chooses to have the winner go to the front, then that person is in the “finals.” The captain will continue the Sword Drill until the final verse when the winners compete against each other. The sailor who finds the final verse first is the overall winner. Present a general Patch Club certificate to the winner. (Note: the Sword Drill may be 2-7 verses, depending on how much time is available. The final round may be omitted. This sword drill can be optional. The Bible Impact Lesson includes a search for “salvation” verses.)



ADVENTURE TIME

Play an *Ocean Commotion* adventure listening segment with the sailor coloring illustration (if not used during check-in).



BIBLE IMPACT LESSON

For this lesson you’ll need strips of paper, pencils, and Bible or a Bible concordance for each group of sailors.

Divide the class into several small groups of 3-5 sailors. Distribute 5-6 strips of paper, a pencil, and a Bible with a concordance to each group. Using their resource, have the groups find Bible verse references that are SALVATION PROMISES. When they find a salvation promise, have them jot down the reference(s)—1 per strip of paper. If they seem to be having a difficult time, give them some words to look up such as salvation, saved, believe, trust, etc. Give each group enough time to print several references on the strips of paper. Now collect the papers and use them to look up verses. (Be sure to remove duplicate references). You may keep score or just allow the sailors the fun of being the first one to find and read the Scripture. Talk about each verse after it is read. Ask how the verse is a salvation

promise. Remind the sailors that God's promises are always true. His promise to save anyone who comes to Him includes everyone in Patch Club!

Close in prayer. Thank God for sending His Son, Jesus, to die for our sins. Thank Him for giving us so many salvation promises in His Word. Ask Him to help every sailor in Patch Club (and every worker) to receive the gift of salvation and to love and serve Him always.



CLOSING EXERCISES

1. Reward one or two deserving sailors with a small "super sailor surprise." This may be a piece of candy, a pencil, or any small treat.

2. Dismissal

Captain: **So long, sailors!** (with salute)

Sailors: **So long, Captain!** (with salute)

Allow the most cooperative children to be dismissed first. Having a contest such as this will encourage a happy and orderly dismissal.

SALVATION

MONTH ONE, WEEK TWO

Songs of the Month: “Noah Found Grace” and “Ocean Commotion”

Memory Verse: Genesis 6:8—“But Noah found grace in the eyes of the Lord.”

Make-up Memory Verse: Hebrews 11:7—“By faith Noah, being warned of God of things not seen as yet, moved with fear, prepared an ark to the saving of his house; by the which he condemned the world, and became heir of the righteousness which is by faith.”

Scripture Memory: Psalm 27:1-14

Supplies: Bible, *Captain's Log*, *Sailor's Log*, *Patch Trax* CD, *Ocean Commotion* CD, *Willow Valley Kids* book—*The Hildebrandt Heist*, supplies for games and activities, CD player, pencils, super sailor surprises, and awards.



OPENING EXERCISES

1. As each sailor enters the room, the captain or a co-captain checks their devotions and records the attendance of that child. Children may work on the coloring page in their *Sailor's Log* until the club meeting begins. Play *Ocean Commotion* or the corresponding *Patch* adventure on the *Sailor's Log* coloring page. This will help maintain order before the official club opening.
2. Captain: **Ahoy, sailors!** (with salute)
Sailors: **Ahoy, Captain!** (with salute)
3. Sailor's Salute: **“I pledge allegiance to the Lord Jesus Christ, Whose name I love and Whose praise I sing. As a faithful sailor in Patch the Pirate Club, I will do my best to serve my Savior and obey His Word.”**
4. Club Verse and Club Song: **“Let the word of Christ dwell in you richly in all wisdom; teaching and admonishing one another in psalms and hymns and spiritual songs, singing with grace in your hearts to the Lord.”** Colossians 3:16
5. Announcements, prayer, Scripture memory, hymn of the year, and Patch theme song of the year.



REHEARSAL

1. Sing and rehearse the songs of the month in the *Sailor's Log* month one unit pages. To get a sense of the tempo and style of the arrangement, practice using the *Patch Trax* CD. Your pianist may play along to learn the piece. Have the pianist play alone for sections of the music that require more in-depth rehearsal.
2. Review the basic music theory facts for this song. Explain the dynamic markings and any repeats or special endings for this arrangement.
3. Rehearse solos or small group music parts you are planning to include in the performance.
4. Rehearse the speaking parts with the children who were selected for the performance play. Rehearse as part of the club meeting or in a separate rehearsal.
5. As a reminder, your sailors should rehearse their music at home with the *Patch Club Songs, Learn at Home* CD. It is important for the children to have the unit song memorized by the next club meeting.
6. Using the music in the *Sailor's Log* introduction, sing through the hymn of the year.



MUSIC LESSON

Follow the sailor directions, and complete the weekly music page. Answer keys may be found online at www.majestymusic.com/patch-club-materials.



GAMES AND ACTIVITIES

Bible ABC's

Materials: Pencil and paper—1 per sailor or group, prizes (optional)

Directions: Divide your club into small groups of 2-3 sailors, or have sailors work individually. Give each group or individual a pencil and a sheet of paper. Have the sailors print the alphabet (or a portion of the alphabet if you're short on time) on the left side of the paper. Next, instruct the sailors to list any Bible person, place, or item that begins with that letter of the alphabet. For example: *A* may be the word *ark*. Allow the sailors to use their Bibles for assistance. After the club has worked on this list for 5 or so minutes, signal for the sailors to stop. See who has the most answers on their paper and allow that group or individual to read aloud the words they wrote. For each correct answer, reward a point. The one with the most correct responses is the winner! Award a prize, if desired.



STORY

The Willow Valley Kids
The Hildebrandt Heist—Part 1, Chapter 2



BIBLE ACTIVITY

Today's Bible Activity page will be completed during the Bible Impact Lesson. Work through it together or separately. Answer keys may be found online at www.majestymusic.com/patch-club-materials.



SWORD DRILL

1. Instruct the sailors to turn to week two in their books. Read the introduction, or have one of the children read it.
2. Conduct a *Sword Drill* using references from the sailor devotions for the week.



ADVENTURE TIME

Play an *Ocean Commotion* adventure listening segment with the sailor coloring illustration (if not used during check-in).



BIBLE IMPACT LESSON

For this lesson, you'll need pencils and today's Bible Activity page.

As we learned last week, the Bible is full of salvation promises. These promises from God will never change. What God promises, He WILL DO!

Not only are God's promises to save the sinner true, but they are also personal. Open your Bibles to Romans 10:9. Let's read this verse aloud, (give the sailors time to find the verse; then read it aloud together): **"That if thou shalt confess with thy mouth the Lord Jesus, and shalt believe in thine heart that God hath raised him from the dead, thou shalt be saved."** Notice how many times the word *thou*, *thy*, and *thine* is used. You may want to circle these in your Bible to remind you that God's offer of salvation is personal. Many of the verses we call salvation promises use personal pronouns—words such as *he*, *thou*, *ye*, *whosoever*, and so forth. God wants each one of us to know that every person is important to Him—you're important and I'm important!

Have you ever thought about the stories of Jesus witnessing to people? He often went out of His way to seek people who needed Him. Jesus loves individuals, and this is shown in how He chose to witness to them.

Look at today's Bible Activity page. Let's read this and work through the puzzle together. See if you can help me fill in the blanks with names (or descriptions) of people to whom Jesus witnessed. Follow along in your book as I read the clues, and raise your hand if you think you have the answer. Complete the Bible Activity page together with the sailors by reading the clues and filling in the blanks. Remind the sailors that Jesus is a wonderful example to us—we should love others and take time to share God's love with them.

Has there ever been a time in your life when you realized that God wanted to forgive your sins? Did you respond "yes" to His offer of salvation? If you haven't yet done this, you can do so today. Tell the

sailors of a place they can go for counsel (a captain or co-captain should be available to assist those with spiritual needs).

Close in prayer, asking the Holy Spirit to work in the hearts of those who still need Jesus as their Savior. Thank the Lord for all those who have put their trust in Him.



CLOSING EXERCISES

1. Reward one or two deserving sailors with a small “super sailor surprise.” This may be a piece of candy, a pencil, or any small treat.
2. Dismissal

Captain: **So long, sailors!** (with salute)

Sailors: **So long, Captain!** (with salute)

Allow the most cooperative children to be dismissed first. Having a contest such as this will encourage a happy and orderly dismissal.